


PORCELAIN STEEL WHITEBOARD


with Deluxe Aluminum Trim



Tried and true porcelain steel provides exceptional writability and erasability

ALL DryErase

Porcelain steel
surface is the best
in writability &
erasability!



Deluxe aluminum trim features a full-length tackable maprail and a full-length accessory tray with rubber Dura-Safe® end caps to eliminate sharp edges.

PORCELAIN STEEL WHITEBOARD – DELUXE ALUMINUM TRIM

- Magnetic porcelain steel whiteboards have superior color contrast with dry erase markers. Standard gloss dry erase surface provides superior writability and erasability with no ghosting. Reduced surface light distortion enhances visibility to provide optimum eye comfort. Steel is permanently laminated to a lightweight substrate for stability and durability.
- Anodized aluminum trim has a 7/8" profile with hairline mitered corners. Includes a full-length tackable map rail with a cork insert, and a full-length accessory tray with rubber end caps to eliminate sharp edges.
- Class A Fire Rated board. A full test report copy is available upon request. Fifty-year limited warranty. SCS Indoor Advantage Gold Certified.
- For interactive projectors with strict flatness requirements, we recommend the Interactive Projector Board, providing guaranteed results for projectability, erasability, and durability.

PORCELAIN STEEL TECHNICAL INFORMATION

- A precisely balanced porcelain enamel ground coat is heat-fused to both sides of 28 gauge (standard) or 24 gauge (custom) steel.
- The first furnace fuses a ground coat of enamel that is heat-softened at approximately 1450° F. The second furnace firing fuses a coat of enamel to the ground coat enamel.
- Color Fusion ceramic top coat is applied providing the desired surface color. Off-white is standard.
- A fade resistant waterproof resin glue bonds the porcelain to a moisture-resistant core and .005" polyester foil backer sheet. Also available with upgraded sheet aluminum backer.

PART NO.	DIMENSIONS	SHIP WT.
PRODUCT		
202AB*	2'H x 3'W	20 lbs
202AC**	3'H x 4'W	36 lbs
202AD	4'H x 4'W	69 lbs
202AF	4'H x 5'W	84 lbs
202AG	4'H x 6'W	94 lbs

Shipping weights are listed on a per item basis and may vary based on quantities ordered. All boards listed as 3'H x 4'W actually measure 33.8"H x 48"W due to shipping restrictions.

*Ships UPS.

**Ships UPS with large package surcharge or additional handling fee.

PART NO.	DIMENSIONS	SHIP WT.
PRODUCT		
202AH	4'H x 8'W	120 lbs
202AK	4'H x 10'W	146 lbs
202AM	4'H x 12'W	194 lbs
202AP	4'H x 16'W	243 lbs

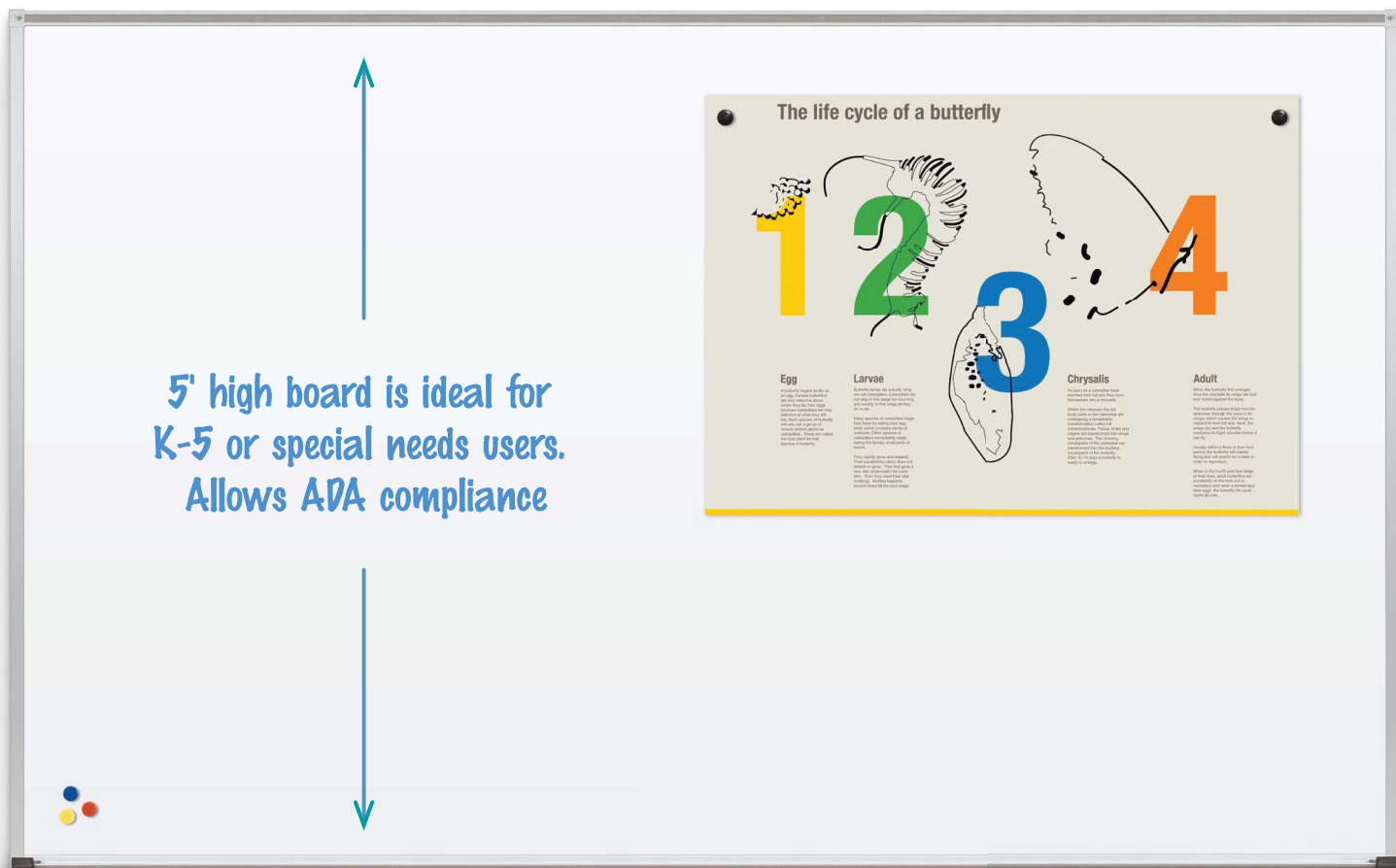
ALL Dry Erase

ALL DRY ERASE

support@alldryerase.com | www.alldryerase.com

toll-free: 877-553-2971 | p: 484-472-6679 | f: 484-440-9664

Rev 09-01-2020



FIVE FEET HIGH WHITEBOARD – DELUXE ALUMINUM TRIM

- The Five Footer porcelain steel whiteboard features a 5' high surface to accommodate a variety of ages and needs, or to meet ADA requirements.
- Magnetic porcelain steel markerboards are engineered for superior color contrast with dry erase markers. Low gloss porcelain dry erase surface provides superior writability and erasability with no ghosting. Reduced surface light distortion enhances visibility to provide optimum eye comfort. Steel surface is permanently laminated to a lightweight substrate for stability and durability.
- Anodized aluminum trim has a 7/8" profile with hairline mitered corners. Includes a full-length tackable map rail with a colored cork insert, and a full-length accessory tray with rubber Dura-Safe® end caps to eliminate sharp edges.
- Class A Fire Rated board. A full test report copy is available upon request.
- Made in the USA. Fifty-year limited warranty. SCS Indoor Advantage Gold Certified.
- For interactive projectors with strict flatness requirements, we recommend the Interactive Projector Board, providing guaranteed results for projectability, erasability, and durability.



PART NO.	ITEM	DIMENSIONS	SHIP WT.
PRODUCT			
202AJ	Five Feet High Steel Whiteboard – Deluxe Aluminum Trim	5'H x 8'W	147 lbs
202AL	Five Feet High Steel Whiteboard – Deluxe Aluminum Trim	5'H x 10'W	195 lbs
202AN	Five Feet High Steel Whiteboard – Deluxe Aluminum Trim	5'H x 12'W	224 lbs
202AQ	Five Feet High Steel Whiteboard – Deluxe Aluminum Trim	5'H x 16'W	308 lbs

Shipping weights are listed on a per item basis and may vary based on quantities ordered. All boards listed as 3'H x 4'W actually measure 33.8"H x 48"W due to shipping restrictions.

*Ships UPS.

**Ships UPS with large package surcharge or additional handling fee.

ALL Dry Erase

ALL DRY ERASE

support@alldryerase.com | www.alldryerase.com

toll-free: 877-553-2971 | p: 484-472-6679 | f: 484-440-9664

Rev 09-01-2020